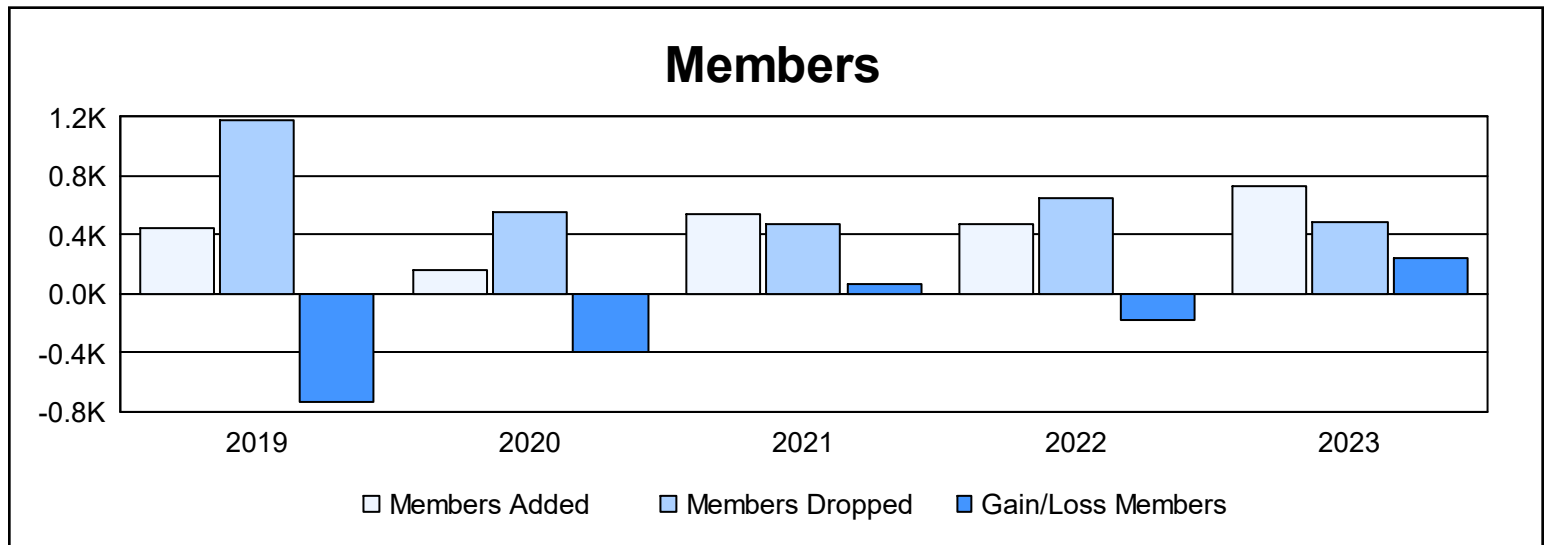
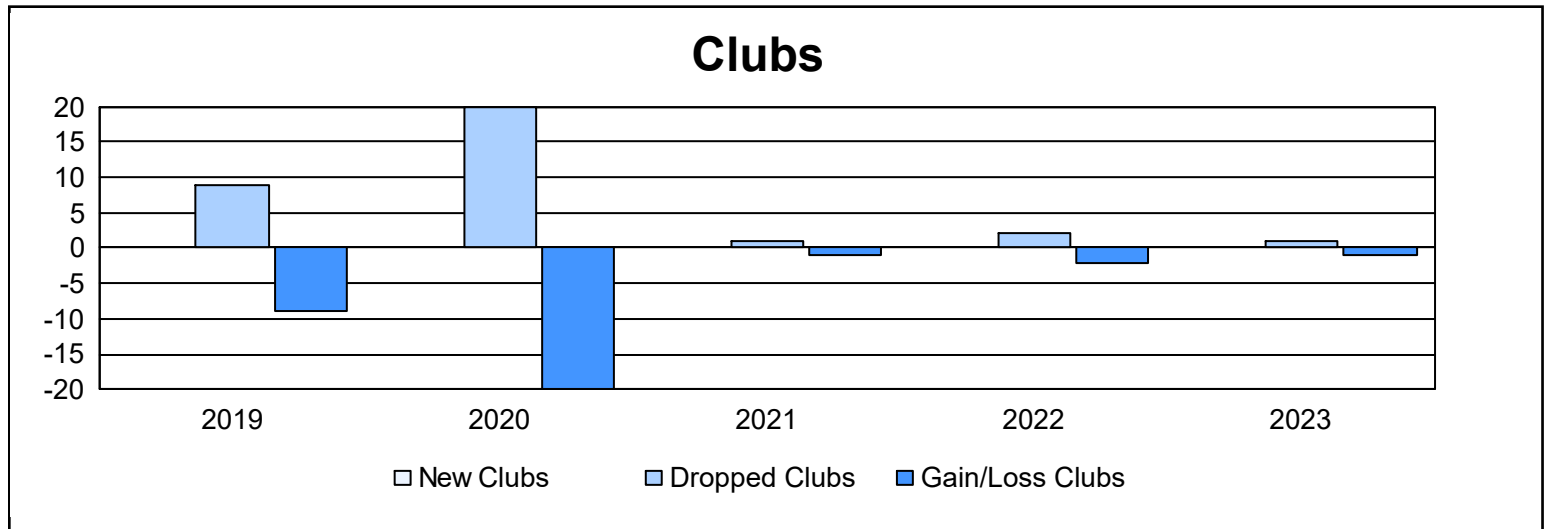
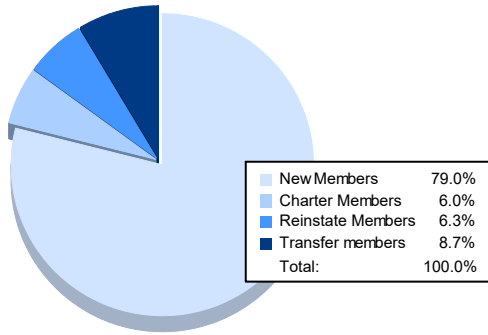


| Year           | New Clubs | Dropped Clubs | Gain/ Loss Clubs | New Members | Charter Members | Reinstate Members | Transfer Members | Total Member Added | Total Members Dropped | Gain/ Loss Members |
|----------------|-----------|---------------|------------------|-------------|-----------------|-------------------|------------------|--------------------|-----------------------|--------------------|
| 2018-2019      | 0         | 9             | -9               | 209         | 124             | 66                | 46               | 445                | 1,173                 | -728               |
| 2019-2020      | 0         | 20            | -20              | 3           | 56              | 77                | 24               | 160                | 561                   | -401               |
| 2020-2021      | 0         | 1             | -1               | 347         | 56              | 115               | 22               | 540                | 472                   | 68                 |
| 2021-2022      | 0         | 2             | -2               | 315         | 59              | 53                | 47               | 474                | 648                   | -174               |
| 2022-2023      | 0         | 1             | -1               | 579         | 44              | 46                | 64               | 733                | 486                   | 247                |
| <b>Average</b> | <b>0</b>  | <b>7</b>      | <b>-7</b>        | <b>291</b>  | <b>68</b>       | <b>71</b>         | <b>41</b>        | <b>470</b>         | <b>668</b>            | <b>-198</b>        |



### Membership Composition June 2023 Cumulative



### Gender Composition June 2023 Cumulative

